

# My theatre outing

I am going to see


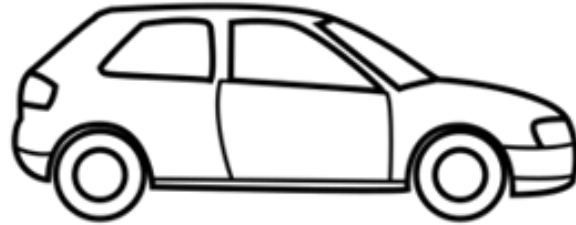


by Motus

At the Carousel Theatre (studio A)

To get to the Carousel Theatre  
(Studio A)

I will take the bus, the car, ride a bike or walk.



front door

# Getting to Carousel Theatre: lots of options

## Driving/Parking



There is pay parking until 6pm everywhere on Granville Island. On the weekend it can be very hard to find a spot.

You need to pay for parking between 11AM - 6PM.

The prices are : \$2/hour on weekdays and \$3/hour on weekends and statutory holidays.

Parking is free before 11AM & after 6PM

# Driving/parking



Carousel Theater

There is an accessible parking spot right across the street in front of Waterfront theatre



# Drinving/parking

The closest parking lot is around the corner



# The Carousel Theatre





Someone at this lectern to the right of the door will check your ticket before you go inside. You can also buy tickets there.

Front door

# Staff & Volunteers

Our staff & volunteers will have a pin or lanyard or t-shirt with our logo.

If you need anything, ask them!



These are the different pins and badges →

These buttons also tell you if this person knows other languages



# Virtual visit of the performance space

## The Lobby



The washrooms are on the left in the hallway



# Virtual visit of the performance space

## The Lobby

To go to the  
Chill Out Zone  
in studio C,  
turn right at  
the end of the  
hallway

You go into  
studio A  
through this  
door



# Virtual visit of the performance space

## The washrooms

There are two accessible gender neutral washrooms. When you leave the room, they are across the hallway



# Virtual visit of the performance space

## The washrooms

This is the washroom on the left

There will be  
a baby  
change table  
in this corner



The faucet is an automatic one. You put your hand under it and the water starts flowing. The toilet is not automatic. The hand dryers are very loud. You can't use them when a show is happening. You can also use paper towel.

# Virtual visit of the performance space

## The washrooms

This is the washroom on the right




The faucet is an automatic one. You put your hand under it and the water starts flowing. The toilet is not automatic. The hand dryers are very loud. You can't use them when a show is happening. You can also use paper towel.

# Virtual visit of the performance space

## Chill Out Room

If you need a break, there will be a Chill Out Room you can go to.

To go there, go back out the same door from before. Turn Right and right again. You will see the open door.



# Virtual visit of the performance space

## Chill Out Room



You can go back to the show when you want to

# Virtual visit of the performance space

## The stage area



This is what the room looks like when it is empty.  
For the show it will look very different.  
You can see on the next page what it will look like.

# Virtual visit of the performance space

## The stage area





# Entering the stage area

Hugo will welcome me by playing music.



The actors will come to accompany me to the stage area.



Salim



Marie-Claude



Hugo



Valérie



Mathilde

# Theatre Guidelines



I sit on a floor cushion or a chair.



Or

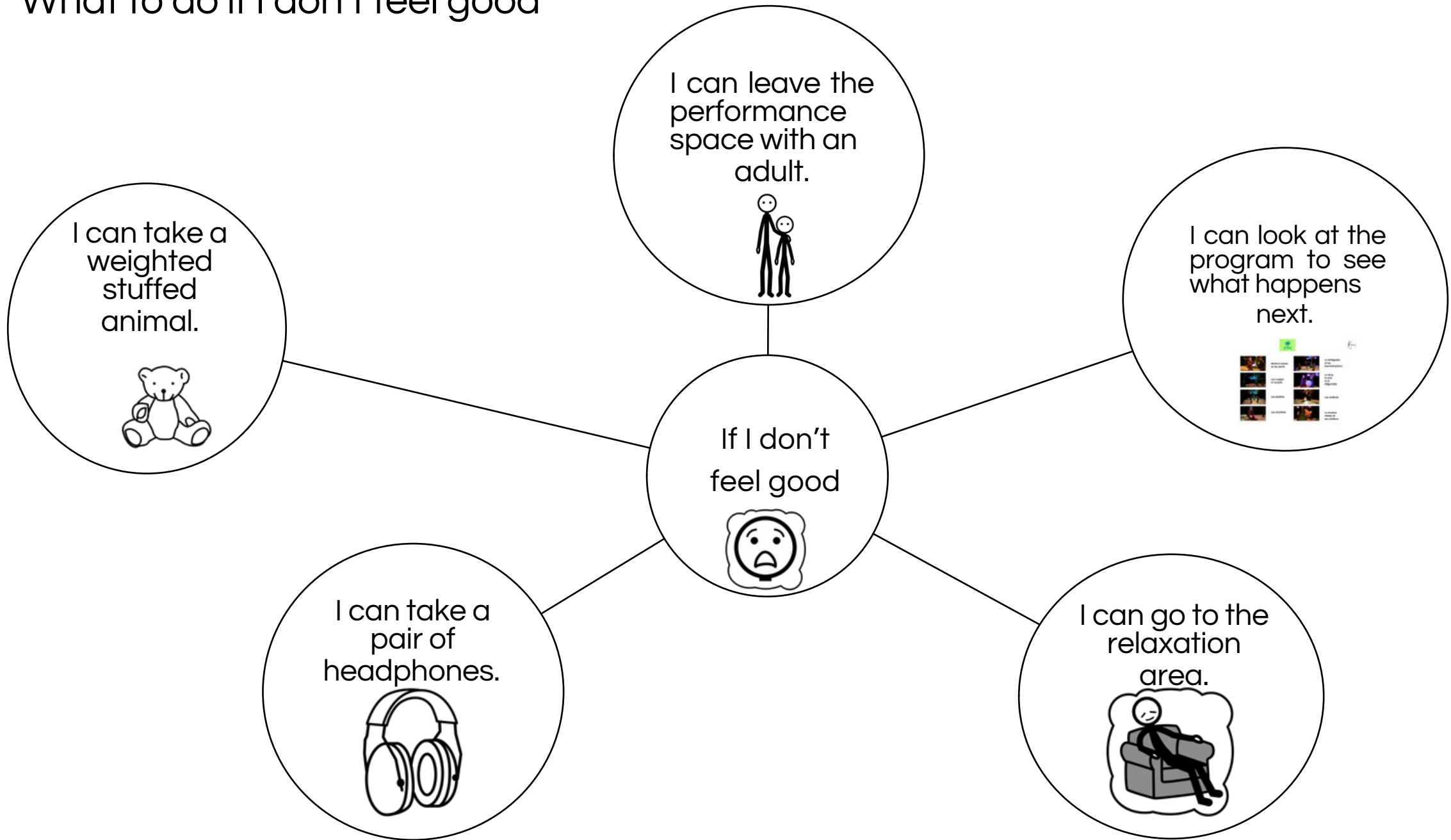


I can touch objects when they are offered to me, or I can say no thank you.



I watch and listen to the show.

# What to do if I don't feel good



## 1. Entering the performance room

An actor will give me an egg-shaped lamp. I can keep it with me during the show. I will follow the actors into the performance room. I can sit on a round floor cushion or a chair.



Or



## 2. Egg-shaped lamps

Two actors with egg-shaped lamps will come toward me to say hello. I can tell them my name if I want.



### 3. The mama bird

The mama bird puppet will calmly wake up.  
She will fly above me. I can touch her wings  
softly as they pass by me.



#### 4. The rain.

The actors will unroll a large plastic sheet. They will spray a little bit of water on it. They can spray a little bit of water on me, or I can say no thank you.



or





## 5. The bees

The bees will invite me to play with them on round green circles. I can stand up, or I can remain seated.



or



## 6. The caterpillars

The caterpillar puppets will dance. They will come close to me. The caterpillar puppet can climb onto me, or I can say no thank you.



or



## 7. The millipede

The actors will offer me colored sticks.  
They will invite me to play music with I  
can take a stick and make music, or I  
can say no thank you.



or



## 8. The night

The actors will show me a moon and its stars.  
The light can come close to me, or I can say no thank you.



or



## 9. Didgeridoo

I will hear the didgeridoo instrument vibrate.



## 10. The baby birds

The baby bird puppets will sing. They will come close to me. I can touch and play with the baby birds, or I can say no thank you.



or



11. The birds take flight

At the end of the show, the mama bird puppet will come to see her babies. I can applaud if I want.



12. Exiting with the mama bird and baby birds  
When the show is over, I will leave the performance room. I will return to the welcome area. Someone will give me a paper beak. I can bring the paper beak back to school and home.





It is time to say goodbye.

